



# Celebrating 120 Years



Happy New Year to all our readers and I hope that 2024 is an exciting, stimulating prosperous year for all collectors from novices to experts.

2024 is shaping up as a busy year for the Ballarat Philatelic Society. We have our usual Stamp and Coin Fairs in March and October along with our regular monthly gathering on the 3rd and 5th Mondays of the month.

This year also marks 120 years since the Society was formed in 1904 and will be celebrated on Saturday May 11th. More details on the event will be provided soon.

Our Stamp and Coin Fairs have been relocated to the Ballarat Specialist School farm campus at 800 Norman St, Invermay Park, VIC, 3350. This venue is where we held our fairs in 2017, 2018 and 2019. The change of venue is due to major renewal works scheduled for the Eastwood Leisure Centre over the next 12 to 18 months. We would like to thank Marrita and staff for their hospitality hosting our fairs in recent years. We will again have Souvenir Covers and Mini Sheets for sale at this years fairs, details of which are included in this newsletter and on our webpage.

Following the success of our inter club day and auction last year we have decided to proceed with the concept of a daytime event in 2024, and have become even more adventurous by scheduling the vent for Saturday August 17, more details to follow.

Guest speakers from outside the club also provide members with new and interesting insights into our hobby and we have a couple scheduled for the year. We are always looking for willing speakers either readers who volunteer or people suggested by readers/members.

I would like to give mine and the clubs best wishes to members who are not experiencing the best of health at this time, especially Tony Reyntjes , who had a serious fall just before Christmas, we hope that you are now on the road to recovery.

It would be remiss in not acknowledging our hardworking, diligent Secretary Jan and the other members of the committee for their continued efforts to make our club successful.

*Did you know that only a month after our Society's first recorded meeting in April 1904, on May 4 1904 a Mr Charles Rolls and Mr Henry Royce reached an agreement to build and sell cars under the name Rolls Royce.*

Pat Tacey  
President  
Ballarat Philatelic Society

Inside this issue:

Begonia Stamp Fair Flyer	2/3
Christmas and Easter Seals	4-6
Are they Authentic or Forgeries?	7
First Day Covers	8
Exhibiting or Displaying Your Stamp Collection	9
Scavenger Hunt	10
Annual Syllabus	12
Simplified Map for Begonia Stamp Fair Venue	13

## FREE ENTRY & INTERCLUB DISPLAYS

Monday 11th  
March 2024  
9.30 am-3.30 pm

*35 plus dealers and club  
tables, easy parking, free  
dealer valuations,  
prizes and giveaways*



Ballarat Special School Farm Campus  
800 Norman Street, Invermay Park, 3350

**NEW VENUE**

Book a table: Neil Petrass—0448 346 499—[npetrass@bigpond.com](mailto:npetrass@bigpond.com)

More info: Jan Kerr—0450 172 165—[jan.Kerr1926@gmail.com](mailto:jan.Kerr1926@gmail.com)

Next Fair: Eureka Stamps & Coins Fair SUNDAY 13th October 2024

VISIT our website: [ballaratstampclub.com.au](http://ballaratstampclub.com.au) New members most welcome!

# Ballarat Begonia Festival

## Stamps & Coins Fair

# Monday 11th

# March 2024

9.30am — 3.30pm

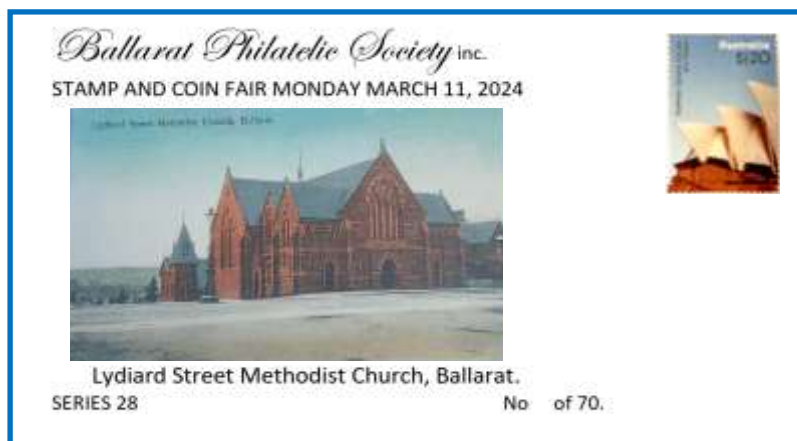
## NEW VENUE

Ballarat Specialist  
School

## FARM CAMPUS

800 Norman Street

Invermay Park, 3350



To order contact –

[Peter Morey](mailto:petermorey05@gmail.com)

[petermorey05@gmail.com](mailto:petermorey05@gmail.com)

0435 601 673

- Orders processed in order of receipt with payment

- Allow \$2 postage or \$6 registered

- Overseas clients allow for 15% for PayPal

(Debit preferred)


- Direct Payment (new details)  
BSB: 013 516 A/C: 642092592  
Ref: Your Name

- Cheques payable to  
**'Ballarat Philatelic Society'**  
PO Box 337, Wendouree, Vic. 3355

For Sale:

Limited Editions Series 28 of the Ballarat Historical Envelopes. **Only \$3**

Australian Post overprinted 'Sydney Opera House 50 Years' miniature sheet. **\$15**



## NEXT FAIR Sunday October 13th 2024

VISIT our website: [ballaratstampclub.com.au](http://ballaratstampclub.com.au)

New members most welcome!



# Christmas and Easter Seals

As a stamp collector, you may be familiar with traditional postage stamps, but have you ever considered adding Christmas and Easter seals to your collection? These unique and colorful seals have a long history and are a fascinating addition to any philatelist's repertoire.

Christmas seals, also known as holiday seals, were first introduced in 1904 by Einar Holbøll, a Danish postal clerk. Designed to raise funds for tuberculosis prevention and treatment, these seals were sold each holiday season and affixed to holiday mail. In the United States, the tradition of Christmas seals began in 1907 when the American Red Cross issued its first seal, featuring a simple illustration of a Christmas tree. Today, these seals feature a wide range of designs, from traditional holiday scenes to whimsical illustrations, and are issued by a variety of organizations to raise funds for charitable causes.



Easter seals also have a rich history, dating back to 1934 when the National Society for Crippled Children (now Easterseals) issued the first Easter seal to raise funds for services for children with disabilities. Like Christmas seals, Easter seals are sold each year and affixed to mail to raise awareness and funds for important causes.



For stamp collectors, Christmas and Easter seals offer a unique opportunity to explore a different aspect of philately. The designs and themes of these seals provide a fascinating glimpse into the cultural and social significance of the holidays, as well as the charitable causes they support. Additionally, many

Christmas and Easter seals are issued in limited quantities, making them a valuable and sought-after addition to any stamp collection.

Collecting Christmas and Easter seals can also be a way to support charitable causes. By purchasing these seals and adding them to your collection, you are contributing to the important work of organizations that provide vital services to those in need. Many collectors also use their collections as a way to educate others about these organizations and the causes they support.

If you are interested in collecting Christmas and Easter seals, you can start by researching the various organizations that issue them and the causes they support. You can also attend stamp shows and exhibitions, where you may be able to find rare and collectible seals to add to your collection. Additionally, there are many online resources and forums where collectors can connect with others who share their passion for Christmas and Easter seals.

In conclusion, Christmas and Easter seals are a unique and valuable addition to any stamp collection. Their rich history, diverse designs, and charitable significance make them an appealing and rewarding collecting pursuit for both seasoned philatelists and newcomers to the hobby. So why not add some holiday cheer and do some good by including Christmas and Easter seals in your stamp collection?

*Further to this contributed article it is worth noting that there are a number of organisations in Australia that have issued Christmas Seals, these include the Australian Lions Clubs and Bedford Industries. The Cinderella Stamp Club of Australasia produces an informative magazine and has a website that is a wealth of knowledge.*





**We Serve**

# *Australian Lions Clubs Christmas Seals*

**History** Australian lions Seals began as a project of the City of Brisbane Lions Club in aid of the Endeavour Foundation who financed the promotion, production and distribution of the Seals whilst the Lions Club controlled the yearly designs and quality of printing.

Two years in planning, the first issue on 7th of October 1984 was a pilot project in Queensland only, advertised in the Stamp News Australian Lion and direct mailed to Australia Wide Art Union buyers.

Senator Lady Florence Isabel BJELKE-PETERSEN, on Thursday, 18 October 1984, spoke about the concept of Lions Christmas Seal saying :-

*I pay tribute to the City of Brisbane Lions Club for its idea of bringing into Queensland in the first instance the Lions Christmas seals project. ... seals- can be bought from post offices-used to seal envelopes. This worthwhile project and will benefit intellectually handicapped children in Queensland and ultimately Australia wide through the Endeavour Foundation.*


*The idea of Christmas seals is not a new one. It actually began in Denmark in 1904. So a lot of good things have come out of Denmark over the years. The name Bjelke-Petersen comes from Denmark.*

*In 1904 a postmaster by the name of Mr Holboll wanted to do something to raise money for children's welfare in Denmark. Since that idea began millions and millions of dollars have been raised in Denmark through these Christmas seals.*

*In Queensland and, indeed, throughout Australia, young teenagers, business men or women and even the multinational corporations, can all participate in this simple but effective way of raising money for the Endeavour Foundation.*


*The post office has been very co-operative with these seals selling them through their 781 Queensland branches. I must say that the post offices get a certain amount of commission for the sale.*

In 1984 each Queensland Lions Club bought a minimum of 50 sheets of **Lions Christmas Seals** for **\$2.50 per sheet of 30** and sold them for **\$3.00**.



The First Australian Lions Clubs' sheet of Seals issued by the Brisbane Lions Club in 1984 who had a print run of 250,000 numbered sheets. This was a fundraising project of the Endeavour Foundation for intellectually handicapped people.

This 1994 New Zealand Lions Clubs Christmas Seal is an example of seals issued in that country. This was a fundraising project for "Lions Childcare".



There is some history and commentary about Lions Christmas Seals but at this stage we have not found a definitive outline of their history, especially there latter years in the early 20002. If you can add to the story please email mail:

[info@ballaratstampclub.com.au](mailto:info@ballaratstampclub.com.au)



## Vaduz, Liechtenstein

The stamp pair is from a set about cultivated lands in Liechtenstein. And being such a tiny country means there isn't very much of it. The panorama on this particular stamp pair shows the "[Global Field](#)" in Vaduz. It's maintained to help promote agricultural awareness. Unique food crops are grown here for markets. And it is also used as a sort of educational area, demonstrating how much land it takes to feed a single human. This field is 12,000 square meters. Just enough to support three people.



## Are they Authentic or Forgeries?

The first postage stamp was issued in Great Britain in 1840, and by the early 1860s the first postage stamp forgery—in the sense of a stamp created to fool philatelists into thinking that it is a genuine one—appeared on the market. By 1863 forgeries were so common that the book *Forged Stamps: How to Detect Them* was published and by 1864, forgeries were being produced of both common and scarce stamps from a wide range of issuing countries such as Austria, British Guiana, Finland, India and Spain.

It may not be possible to distinguish between a philatelic and postal forgery if the stamps are unused, merely by looking at them; the techniques utilized in producing them are identical. However, if the stamps bear cancellations, they may be more readily distinguished. If a stamp has a forged cancellation, it necessarily is a philatelic forgery since it was obviously made for sale to collectors, not to be used to send a letter. If the cancellation is genuine, it is likely, but not necessarily, a postal forgery, since sometimes forgers have used genuine cancellation devices to "cancel" forged stamps.

S.Allan Taylor (samples of his work to the right) was the leader of the 'Boston gang'; a group of forgers located in Boston (see '*Philatelic forgers, their lives and works*' by V.E.Tyler, 1976, for a short review of his life). Taylor operated from about 1862 to 1891 and made many forgeries and bogus United States stamps. Many of these exist printed in a variety of papers and in a wide range of colours.



# First Day Covers

A First Day Cover (FDC) is a collectible envelope or cover that is specifically created to commemorate the release of a new postage stamp on its first day of issue.

What distinguishes a First Day Cover is the cancellation mark, which is a special postmark applied by the postal authority on the first day of the stamp's release. This cancellation mark includes the date and location of the stamp's first day of issue, adding a unique historical significance to the cover.

Most FDCs are worth very little. However, the worth of FDCs transcends its monetary value. While few covers may possess significant worth due to a sought after cachet artist, low print runs, or unique cancellations; the true allure of collecting FDCs lies in their inherent educational and historical value. Each cover provides a glimpse into the cultural, social, and artistic fabric of a particular moment in time.

Many collectors find pleasure in building a comprehensive FDC collection, immersing themselves in the rich history and thematic variety of the stamps they hold. The pursuit often leads them to engage in extensive research, exploring stamp catalogs, visiting exhibitions, and exchanging knowledge with other passionate collectors.

There are also common variations such as collector-created FDCs with booklet panes, Frama button sets and self-adhesive stamps. There is an ever-growing list of private cover makers covering both pre- and post-decimal eras.

## Australian First day Covers



1987 Technology issue (19 Aug 87) FDC



1950 Australian National Philatelic Expo & Centenary Cover

Australia Post (or the Post Master's General department before it) covers have gone through multiple phases:

1. The "Hermes" covers were produced by the Post Master General department and used by post offices and collectors during the pre-decimal years.
2. From the first decimal issues (and some pre-decimal) there were generic (aka "Shield") covers available that collectors affixed stamps to and had postmarked on the first day of issue (FDI).
3. From the 1970 Expo issue (16 Mar 1970) the post office released issue-specific cacheted covers that collectors affixed stamps to and had postmarked on the FDI.
4. From the 1987 Technology issue (19 Aug 87), Australia Post prepared covers with stamps affixed and cancelled for FDI in bulk prior to the FDI. This practice continues today.



Poppies of Remembrance FDC, 24 October

So covers prior to 19 Aug 1987 may show variations in stamp placement although most covers from early 1970 had a consistent set of stamps on them. You could say that the "official" covers are those from the 1987 Technology issue, but those before used the official post office cachet (versus the private cachet makers like WCS and Royal).



# Exhibiting or Displaying Your Stamp Collection

Stamp collecting is not only a captivating hobby but can also be a means of preserving history, art, and cultural heritage. One way to share your passion and engage with other collectors is by exhibiting your stamp collection. In this post, we will explore the art of exhibiting stamps, offering insights into display techniques, preparing exhibits, and understanding judging criteria to help you showcase your collection to its fullest potential. Although this article highlights the vital points of exhibiting it also gives some pointers as to how you can go about displaying your collection.

## Setting the Stage:

### 1. Choosing a Theme:

A well-curated exhibit revolves around a captivating theme. Decide whether you wish to focus on a specific country, a historical period, a particular subject matter, or a unique aspect of stamp collecting. A compelling and cohesive theme will draw visitors' interest and showcase your expertise.

### 2. Designing Your Display:

Invest time and creativity into organizing and presenting your stamps. Consider using thematic backgrounds, informative labels, and labels highlighting unique features. Aim for an aesthetically pleasing arrangement that allows viewers to easily navigate through your collection. Use stamp mounts or clear protective sleeves to preserve and protect your stamps while displaying them attractively.

## Preparing Your Display

### 1. Building a Narrative:

Create a collection narrative that provides context and enhances the understanding of the exhibited stamps. Include explanations, stories, and historical facts related to your theme. A well-written narrative enhances visitors' knowledge and appreciation of your collection.

### 2. Selecting Key Pieces:

Choose the most outstanding and significant stamps from your collection to showcase. These can include rare stamps, valuable specimens, stamps with historical importance, or those with unique designs. Highlighting these gems captures visitors' attention and piques their curiosity.

Displaying your stamp collection is an exciting opportunity to share your passion with fellow collectors and stamp enthusiasts. By carefully to select a compelling theme, design an engaging display. Remember, the true joy lies in sharing the stories behind each stamp and inspiring others to appreciate the beauty and historical value of philately.

If considering entering exhibitions with a view to having your display judged make sure that you are aware of the judging criteria and seek the advice of experienced exhibitors.

So, dust off those stamp albums, get creative, and embark on the journey of exhibiting your stamp collection. Allow your expertise and dedication to shine, leaving visitors captivated by the unique world you have curated.

A good starting point if you wish to collect and exhibit thematically is doing a web search for Thematic Philately which will give you a wealth of reference points and suggested themes, however the best starting point is talking to fellow collectors and learn from their experiences.

## This Newsletter's Quiz is taking the format of a scavenger hunt.

What I would like you to do is find as many of the stamps as you can, either in your collection or in catalogues and scan or photograph you finds and email your completed sheet back to [info@ballaratstampclub.com.au](mailto:info@ballaratstampclub.com.au) .

The sheets below have spaces for you to attach your answer (picture or catalogue reference). You can print off the sheets and scan to return by email before March 17th or in person at our March Meeting.

### The challenge is to find a stamp to match each Challenge.


1. A stamp from ANGUILLA



2. An Indonesian Stamp depicting President Joko Widodo,



3. A stamp, cover or miniature sheet commemorating an International Philatelic Congress/Exhibition.



4. A first Day cover issued in 1987.



5. A stamp depicting the winter sport of skiing.



6. An envelope and/or stamp clearly showing the cancellation year 1947.



7. stamp with the two main islands of New Zealand in its design.



8. A stamp from Great Britain with the value of 2  $\frac{1}{2}$  pence.



9. A Princess Diana issue from a non Commonwealth country.



14. A stamp issued for relief revenue eg war, refugee, cyclone.



10. A stamp featuring a "Pope" central to its design.



15. A stamp with the country's name printed in two different languages



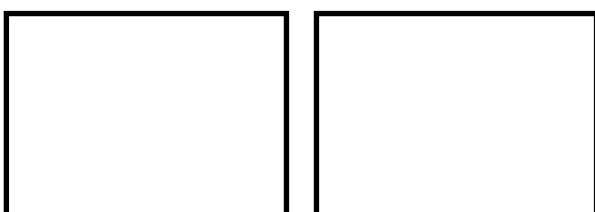
11. A Greek stamp commemorating an Olympic Games.



12. A stamp or cover featuring thoroughbred racing.



13. Two "identical" stamps from different commonwealth countries depicting the 1935 Silver Jubilee of King George V





# BALLARAT PHILATELIC SOCIETY inc.

A 0012556J

Established 1904

## SYLLABUS 2024

Meetings: 7.00 pm (Social gathering) 7.30 pm (Formal meeting)  
3<sup>rd</sup> and 5<sup>th</sup> Mondays of each month (except December)

**Eastwood Leisure Centre**  
**20 Eastwood Street, Ballarat**

Membership \$15.00    Visitors welcome

- January 15: Monthly Meeting - One sheet Letter "E"  
January 29: Circuit sheets.  
February 19: Monthly Meeting.  
Eureka Displays – Two sheets Letter "F"  
**March 11 (Monday – Labour Day)**  
**Begonia Festival Stamps and Coins Fair**  
**Ballarat Specialist School 800 Norman St Ballarat.**  
March 18: Monthly Meeting.  
Guest Speaker & Supper: Ian Sadler.  
April 15: Monthly Meeting.  
Eureka Displays – Three sheets Letter "G"  
(Club Newsletter items due)  
April 29: Circuit sheets.  
**May 11 120<sup>th</sup> Formation Anniversary Celebration. SATURDAY**  
June 1: Bus trip for members to Brighton Philatelic Society Auction. **SATURDAY**  
June 17: Nominations due for Office Bearers and  
Committee Members for 2024/25  
Eureka Displays – Four sheets Letter "H"  
(Club Newsletter items due)  
July 15: **Annual General Meeting.**  
President's Display & Supper.  
July 29: Circuit Sheets.  
**August 17 Inter-club social afternoon. SATURDAY**  
**Guest speaker, Auction and Afternoon tea.**  
(Club Newsletter items due)  
August 29: Circuit Sheets.  
September 16: Annual Membership Due  
Monthly Meeting and Circuit Sheets.  
Eureka Displays – Five sheets Letter "I"  
Club Member's Special Interest Display:  
Cliff Matthews "US Naval History".  
September 30: Circuit Sheets.  
**October 13 (Sunday)**  
**Eureka Stamps and Coins Fair**  
**Ballarat Specialist School 800 Norman St Ballarat.**  
October 21: Other Collections or Hobbies Night. Eureka Displays Six sheets Letters "J"  
November 18: Mystery Guest Speaker.  
December 16: End of year Function 6 p.m. Venue to be confirmed.

Simplified map for getting to

## Ballarat Specialist School

800 Norman St, Invermay Park, VIC, 3350.

- ⇒ If coming from Melbourne take the second Ballarat Exit and turn left at the first set of traffic lights.
- ⇒ If coming from Ballarat follow Creswick Road past the show grounds and turn right into Norman Street

